

Step One

- If it is your first time logging into MyClubHub, follow the link to your Club's Parent Portal and click the green "Create Account" button on the left side of the screen. (Quick Tip: Use Google Chrome to log in to the Parent Portal!)

The screenshot shows the MyClubHub website interface. At the top is a blue navigation bar with the Boys & Girls Clubs logo and links for Home, Memberships, Registration, and Privacy Notice. The main heading is "My ClubHub". Below this, there are two sections: "NEW TO THE PORTAL?" and "ALREADY HAVE AN ACCOUNT?".

NEW TO THE PORTAL?
Register your household account

A green button labeled "CREATE ACCOUNT" is highlighted with a red box. Below it, text reads: "Returning parents can LINK their old account using the button above. Use the same parent/guardian first name, last name and email address that your Club has on file, and your account will be linked." Another line of text says: "If you are unsure of the information your Club has on file, or receive an error message, please contact the Club."

ALREADY HAVE AN ACCOUNT?
Login Below

There is a login form with fields for "Username (Email)" and "Password", a "View My Account" button, and a "Forgot Password?" link.

At the bottom of the page, there is a blue footer containing contact information for Boys & Girls Clubs of America (1275 Peachtree Street NE, Suite 400, Atlanta, GA 30309, 770-555-1212) and social media icons for Facebook, Instagram, LinkedIn, Twitter, and YouTube.

Step Two

- On the "Create Account" page, enter your information (as the Parent).
- Once you have entered your information, click submit and complete the hCAPTCHA.
- If a parent cannot set up their account, review the "Parent Portal Troubleshooting Guide" QRG to resolve.

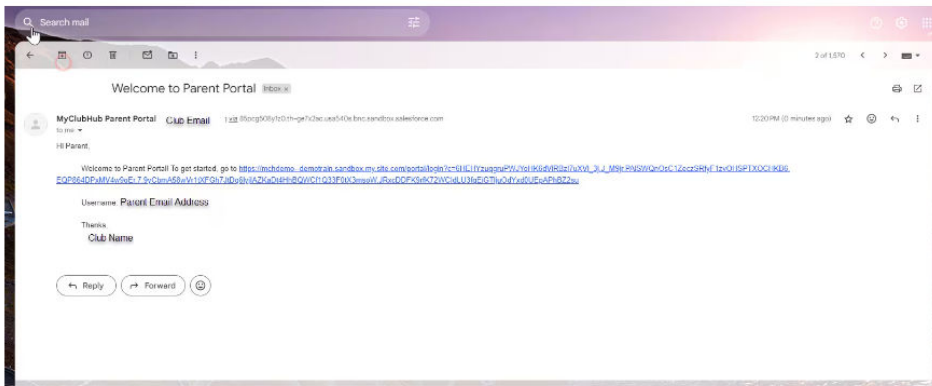
The screenshot shows the "Create Account" form on the MyClubHub website. The form is titled "Create Account" and is enclosed in a red box. It contains several input fields for user information:

- * First name
- * Last name
- * Email
- * Birthdate
- * Mobile Phone
- Street
- City
- State
- Zip Code
- Country

Below the form is a blue "Submit" button, which is pointed to by a red arrow. The background of the page is blue and features the Boys & Girls Clubs logo and navigation links at the top, and contact information and social media icons at the bottom.


Step Three

- You will now receive an email from the Parent Portal with a link to set up your password for the first time, click this link and set up your password. (Check your spam folder or search "Parent Portal" to find the email)
- After setting up your password you will automatically be logged into your Parent Portal Account.
- Current & Returning Club Members:** If the information you entered matches a contact, a User will be created, and you will see your household information on the "My Account" page of the Portal. If the information does not match any existing Contact, the system will create a new User and a correlating Contact and Account (which may be a duplicate, see "Merging Duplicate Account Records" QRG)



Step Four


- To log into your Club's parent portal, follow the link to your Club's Parent Portal, enter your username and password on the right side of the screen, and click Login. Your username will be your email, and your password will be the one you set up when you originally set up your portal account.



If you cannot log in with your username and password, click the **forgot password link** and enter your email. You will then receive a link in your email that will help you reset your password.

If you do not receive a reset password link OR are still unable to reset your password, reach out to Club Staff.


Home Memberships Registration Privacy Notice



NEW TO THE PORTAL?

Register your household account

CREATE ACCOUNT


Returning parents can LINK their old account using the button above. Use the same parent/guardian first name, last name and email address that your Club has on file, and your account will be linked.

If you are unsure of the information your Club has on file, or receive an error message, please contact the Club.

ALREADY HAVE AN ACCOUNT?

Login Below

View My Account

Forgot Password? 

Interested in translating to another language?
Using Google Chrome, right-click on this page and select "Translate to English." Then click on the three vertical dots, select "Choose another language," select your language and click "done."

¿Le interesa traducir el contenido a otro idioma?
Desde Google Chrome, haga clic derecho en esta página y seleccione "Traducir a inglés." Luego haga clic en los tres puntos verticales, seleccione "Elegir otro idioma," seleccione su idioma y haga clic en "done."

Boys & Girls Clubs of America
1275 Peachtree Street NE, Suite 400
Atlanta, GA 30309
770-555-1212

Connect With Us